

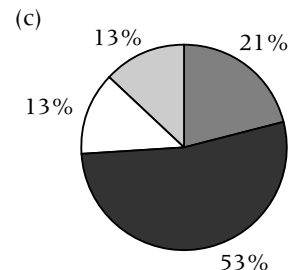
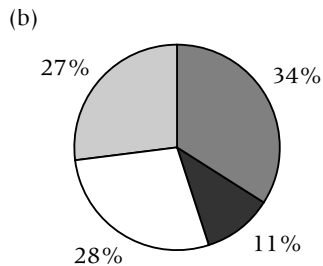
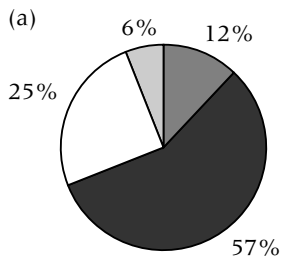
Evidence of pollution 2

Name _____

Class _____

The main sources of air pollution are industry, domestic (people's homes) and transport (cars, trains and aeroplanes). The charts below show the percentage of smoke, sulphur dioxide and nitrogen oxides produced from the different sources.

- Transport
- Industry
- Other
- Domestic



Sources of pollution from (a) smoke, (b) sulphur dioxide and (c) nitrogen oxides.



1 What is the largest source of each of the following pollutants?

- a smoke _____
- b sulphur dioxide _____
- c nitrogen oxides _____

2 Complete the table below using information from the pie charts.

Pollutant	% from transport	% from industry	% from domestic	% from other sources
smoke				
sulphur dioxide				
nitrogen oxides				

3 Describe ways in which we could reduce the amount of energy we use, and so reduce pollution:

- a in our homes

- b in our use of transport

- c in industry
